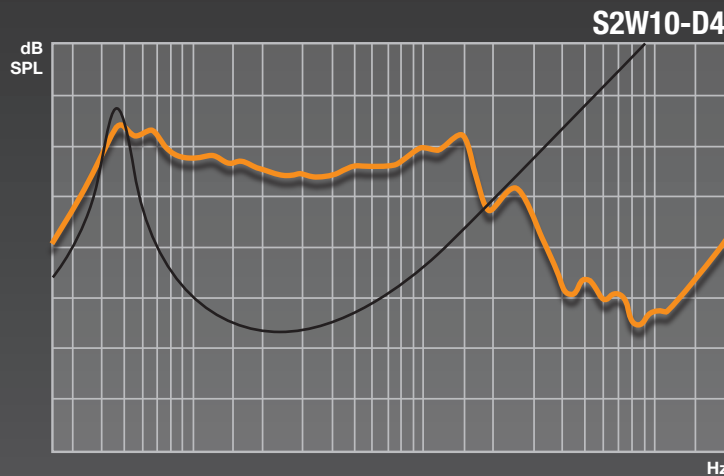
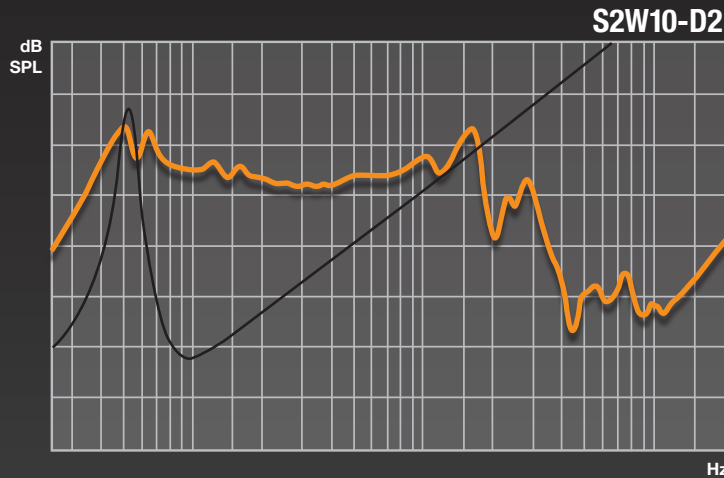


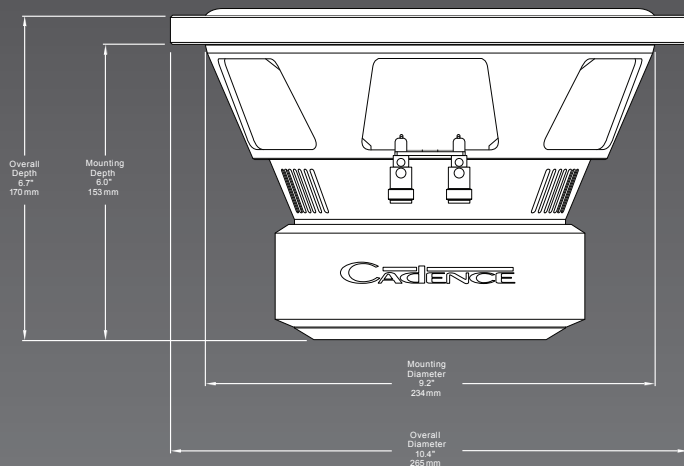
# CADENCE



2 / 4 Ohm  
1200 Watts **10 in**



Freq Resp Phase



## TS PARAMETERS

### S2W10-D2

FO: 43.411 Hz  
QMS: 6.410  
QES: 0.602  
QTS: 0.550  
ERM: 0.642  
CMS: 110.261 uM/N  
MMS: 121.902 gr  
MMD: 118.089 gr  
NO: 0.257 %  
BL: 8.403 T/M  
SPL: 91 dB  
VAS: 19.509 L  
RE: 1.9 Ohm  
SD: 352.990 cm  
XMAX: 24.5

### S2W10-D4

FO: 38.848 Hz  
QMS: 4.505  
QES: 0.560  
QTS: 0.498  
ERM: 0.630  
CMS: 167.457 uM/N  
MMS: 100.230 gr  
MMD: 96.416 gr  
NO: .300 %  
BL: 8.869 T/M  
SPL: 91 dB  
VAS: 29.629 L  
RE: 3.9 Ohm  
SD: 352.990 cm  
XMAX: 24.5

## SPECIFICATIONS

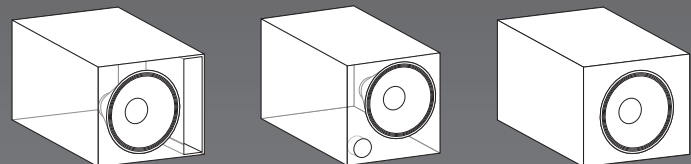
Application: Subwoofer

Basket Type: Rolled Steel  
Cone: Kevlar Reinforced Ultra-Stiff Paper Composite  
Dust Cap: Woven Fiberglass  
Surround Style: High Excursion Double Laminated Foam  
Structure Weight: 6.13 lbs  
2" Dual 2 or 4 ohm ASV Voice Coil

Impedance: 2 or 4 ohm  
RMS / Peak Watts: 600 / 1200  
Frequency Response: 20 Hz - 500 Hz  
SPL @ 1w/1m: 93dB

### ENCLOSURE STYLE:

VENTED (1.25cu ft)	SIZE H x W x L
Enclosure Dim.	14" x 14" x 15.5" (355.6 x 355.6 x 393.7)
Slot Port	12.5" x 1.25" x 11.5" (317.5 x 31.75 x 292.1)
Circular Port	4" x 10.5" (101.6 x 266.7)
System Gain	+4 dB/53 Hz
F-3	36 Hz
Tuning Frequency	45 Hz
SEALED (1 cu ft)	SIZE H x W x L
Enclosure Dim.	14" x 14" x 15.5" (355.6 x 355.6 x 393.7)
	55 Hz



## Cadence Acoustics

6519 Highway 9 North • Howell, NJ 07731  
800.477.2328 • 732.370.5400 • fax: 732.370.5553  
cadence@cadencesound.com • www.cadencesound.com

