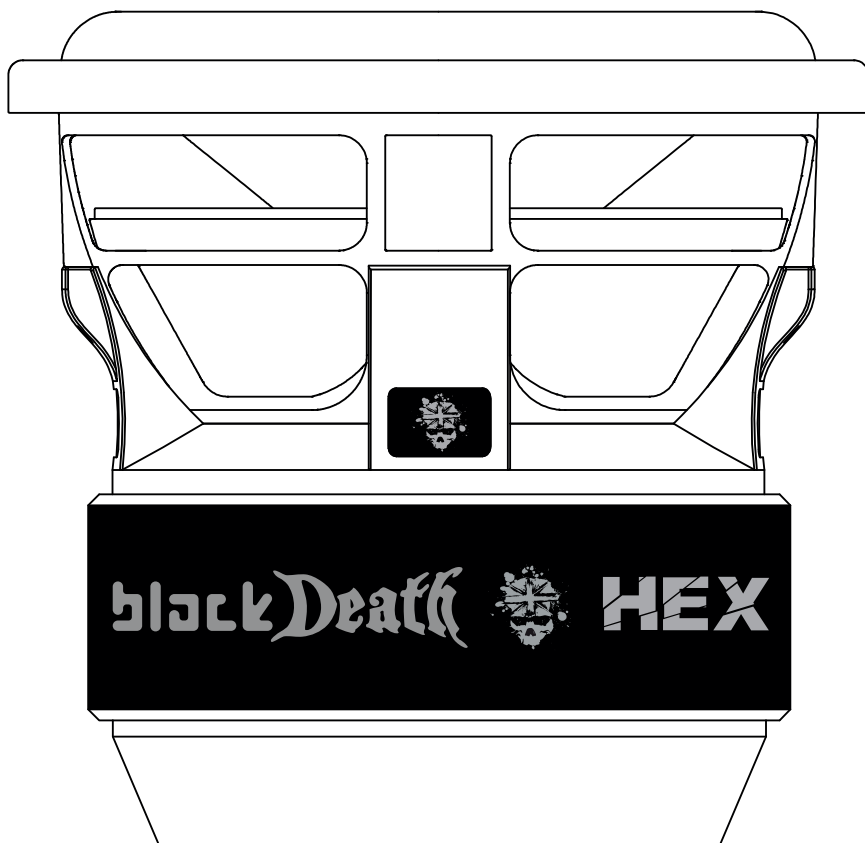




British Audio



## BlackDeath Comp HEX

BLACKDEATHC12HEX-V7

BLACKDEATHC15HEX-V7

BLACKDEATHC18HEX-V7

**blackDeath**  
SPL Subwoofers

# Owners Manual

Congratulations on purchasing your VIBE subwoofer. Please read this manual in order to fully understand how to get the best results from this product and ensure that all advice on how to look after the product is followed.

Thank you for buying VIBE, we hope you enjoy listening to your product as much as we enjoyed creating it.

## Caution

Do not expose this product to damp or moisture - doing so may result in damage to the product.

Before wiring disconnect the cable from the positive battery terminal - failure to do so may result in electric shock or injury.

Ensure good and correct connections - failure to make the correct connections may result in fire or damage to the product.

Do not use any functions of this equipment that may take your concentration away from driving your vehicle - do not set up your amplifier whilst driving, doing so may result in an accident.

For prolonged setting up, make sure that your vehicle is stationary and in a safe location.

Keep the volume at a level so you can still hear outside noise - failure to do this may result in an accident.

VIBE equipment is capable of producing sound levels that can permanently damage your hearing.

VIBE recommends caution when listening at high volume.

For safe and enjoyable listening the sound should be comfortable and clear without distortion.

## Limited Warranty

All VIBE products carry a full 12 month warranty, valid from the date of the original receipt and proof of purchase (UK only). The online warranty card should be completed within seven days of the original purchase date. The original receipt and packaging should be retained for this twelve month period. If the product develops a problem at any stage during the warranty period, it should be returned to the point of purchase in its original packaging, and complete with no items missing.

A full description of VIBE's warranty information can be found on our website:

**[www.vibeaudio.co.uk](http://www.vibeaudio.co.uk)**

### What Is Not Covered

- Damage to product due to improper installation.
- Subsequent damage to other components.
- Damage caused by exposure to moisture, excessive heat, chemical cleaners and / or UV radiation.
- Damage through negligence, misuse, accident or abuse. Repeated returns for the same fault may be considered abuse.
- Any cost or expense related to the removal and / or re-installation of the product.
- Damage caused by amplifier clipping or distortion.
- Items repaired or modified by any unauthorised repair facility.
- Return shipping on non defective items.
- Products returned without a returns authorisation number.
- Damage to product due to use of sealant.

### International Warranty

Contact your international VIBE dealer or distributor concerning specific procedure for your country's warranty policies. [www.vibeaudio.co.uk](http://www.vibeaudio.co.uk)

### Warning

VIBE equipment is capable of sound pressure levels that can cause permanent damage to your hearing and those around you. Please use common sense when listening to your audio system and practice safe sound.

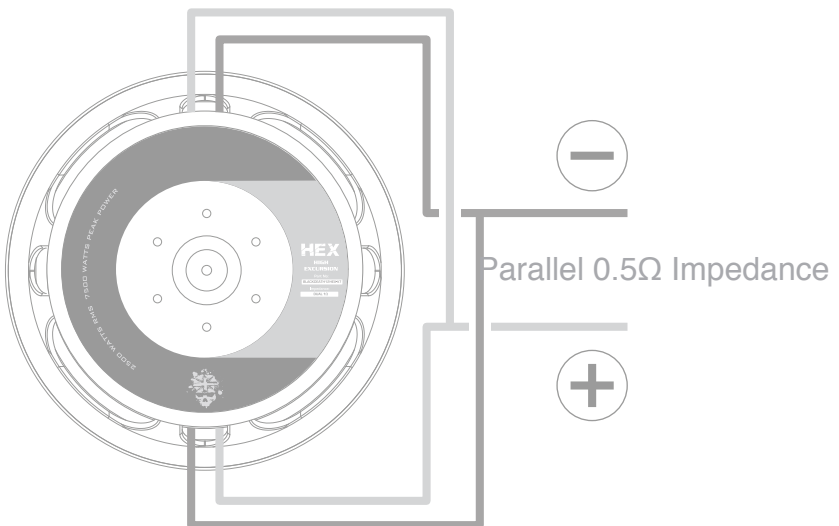
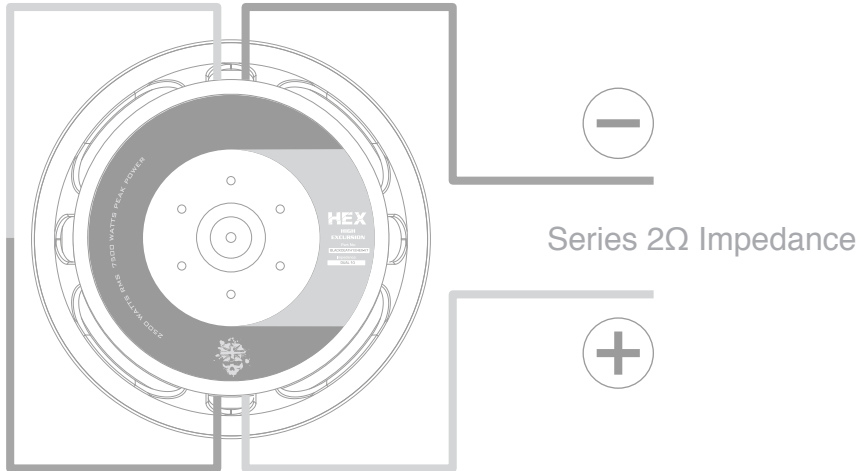
### Copyright

All content included in this manual such as text, graphics, logos, icons, images and data, are the property of Midbass Distribution Limited t/a VIBE Technologies Limited (herein referred to as "VIBE", "us" or "we") and its affiliate or their content and technology providers, and are protected by United Kingdom and International copyright laws. All rights reserved. VIBE TV, VIBE Arcade, Bass Box, Optisound, Cinesound, BlackAir, BlackBox, Space, LiteAir, SLICK, BlackDeath, Bubonic, Reaper, Anti-VIBE, FastPlug, BlackHole, QB69, VIBE Turbo Port, Vibe TurboVent, Pressure Board, Super Driver, VIBE Pulse, VIBE Power, VIBE Digital, VIBE MAG Plugs, Ferrite Loaded, VIBE Solid Core, VIBE OCC, VIBE FLAT, ICC, Bass Enhance, Bass Enhance+, QBass, SpeedBass, PowerBass, N-Wedge, Box Grip, ARBSS, Supercar Series and all stylised representations of product names, or the abbreviations of product names, as logos are all trademarks of VIBE. Graphics and logos are trademarks or trade dress of VIBE Technologies Ltd or its subsidiaries. VIBE's trademarks and trade dress may not be used in connection with any product or service that is not VIBE's, in any manner that is likely to cause confusion among customers or in any manner that disparages or discredits VIBE. All other trademarks not owned by VIBE or its subsidiaries that appear in this manual are the property of their respective owners, who may or may not be affiliated with, connected to, or sponsored by VIBE or its subsidiaries.

TO THE FULLEST EXTENT PERMITTED AT LAW, VIBE IS PROVIDING THIS MANUAL AND ITS CONTENT ON AN "AS IS" BASIS AND MAKES NO (AND EXPRESSLY DISCLAIMS ALL) REPRESENTATIONS OR WARRANTIES OF ANY KIND, EXPRESS OR IMPLIED, WITH RESPECT TO THIS MANUAL OR THE INFORMATION, CONTENT, MATERIALS OR PRODUCTS INCLUDED IN THIS MANUAL INCLUDING, WITHOUT LIMITATION, WARRANTIES OF MERCHANTABILITY AND FITNESS FOR A PARTICULAR PURPOSE. IN ADDITION, VIBE DOES NOT REPRESENT OR WARRANT THAT THE INFORMATION CONTAINED IN THIS MANUAL IS COMPLETE OR CURRENT, AND THAT ALL SPECIFICATIONS AND INFORMATION CONTAINED WITHIN THIS MANUAL ARE SUBJECT TO CHANGE WITHOUT NOTICE. VIBE RECOMMEND CAUTION WHEN LISTENING TO MUSIC REPRODUCED THROUGH VIBE EQUIPMENT. VIBE EQUIPMENT IS CAPABLE OF PRODUCING SOUND AND SOUND PRESSURE LEVELS THAT CAN PERMANENTLY DAMAGE HEARING OF YOU AND THAT OF OTHERS. FOR SAFE AND ENJOYABLE LISTENING, THE SOUND SHOULD BE CLEAR WITHOUT DISTORTION AT A COMFORTABLE VOLUME BY USING ANY VIBE EQUIPMENT. YOU AGREE TO TAKE FULL RESPONSIBILITY FOR YOUR OWN SAFETY AND THE SAFETY OF OTHERS WHEN LISTENING TO MUSIC AT HIGH VOLUMES THROUGH EQUIPMENT YOU HAVE PURCHASED. USE OF ANY VIBE EQUIPMENT CONSTITUTES AGREEMENT TO THIS DISCLAIMER. Except as specifically stated in this manual, to the fullest extent permitted at law, neither VIBE nor any of its affiliates, directors, employees or other representatives will be liable for damages arising out of or in connection with the use of this manual or the information, content, materials or products included. This is a comprehensive limitation of liability that applies to all damages of any kind, including (without limitation) compensatory, direct, indirect or consequential damages, loss of data, income or profit, loss of or damage to property and claims of third parties. For the avoidance of doubt, VIBE does not limit its liability for death or personal injury to the extent only that it arises as a result of negligence of VIBE, its affiliates, directors, employees or other representatives.

## Wiring Connections

Please follow the wiring diagram below and ensure that correct polarity is observed as incorrect wiring may cause the subwoofer to be out of phase with the rest of the system and result in a loss of bass.



## Run In Procedure

VIBE recommends that you follow the run in procedure for the subwoofer detailed below.

When your subwoofer is used for the first time, like most brand new items it is naturally very stiff and rigid. It will take time for the moving parts of this subwoofer to loosen up before the subwoofer will be ready to deliver its full potential.

For the first thirty hours it is recommended that you play the subwoofer at low to medium volumes, gradually increasing the volume level as time progresses. As a guide, if you listen to your subwoofer for one hour every day it will take a month for the subwoofer to run in properly.

You will notice a big change in the sound of the subwoofer over this period. As the spider and surround begin to run in, the sound will get deeper and harder, also the output of the subwoofer will increase as the suspension loosens up.

The subwoofer is like your car's engine, it needs a few thousand miles before you can drive it to its full potential. Driving it into the redline from the first day will mean engine damage is certain and will not be covered by warranty. Failure to follow this simple procedure is the most common reason for a subwoofer to fail after a very short period of time.

## TS Parameters

Parameter	BLACKDEATHC12HEX-V7	BLACKDEATHC15HEX-V7	BLACKDEATHC18HEX-V7
<b>Fs</b>	32.2Hz	28.35 Hz	25.71Hz
<b>Vas</b>	22.09L	43.33L	122.7L
<b>Re</b>	1.Ω	1.8Ω	1.8Ω
<b>Qms</b>	6.04	5.43	5.09
<b>Qes</b>	0.34	0.26	0.34
<b>Qts</b>	0.323	0.256	0.32
<b>BL</b>	20.14Tm	27.67 Tm	23.65Tm
<b>SPL</b>	85.36dB	87.67dB	89.88dB
<b>Sd</b>	0.047 m/2	0.075 m/2	0.116m/2
<b>Cms</b>	0.0712 mm/N	0.054 mm/N	0.64mm/N
<b>Mms</b>	342.8g	578.3g	590.8g
<b>Rms</b>	11.48Ωm	9.3Ωm	18.73Ωm
<b>Res</b>	35.34	40.4	29.86
<b>RP</b>	37.34	42.4	31.86
<b>Nref</b>	0.2%	0.35%	0.58%

## Specification

<b>Model</b>	BLACKDEATHC12HEX-V7
<b>Mounting Diameter</b>	11.1" (283mm)
<b>RMS Power</b>	5000 watts
<b>Peak Power</b>	15,000 watts
<b>Minimum Input (RMS)</b>	2500 watts
<b>Frequency Response</b>	15Hz - 850Hz
<b>Impedance</b>	Dual 1 $\Omega$
<b>Recommended Enclosure</b>	3 - $\infty$ ft3 Vented
<b>Recommended Amplifier</b>	BLACKDEATHM8K-V6

<b>Model</b>	BLACKDEATHC15HEX-V7
<b>Mounting Diameter</b>	14.1" (359mm)
<b>RMS Power</b>	5000 watts
<b>Peak Power</b>	15,000 watts
<b>Minimum Input (RMS)</b>	2500 watts
<b>Frequency Response</b>	15Hz - 850Hz
<b>Impedance</b>	Dual 1 $\Omega$
<b>Recommended Enclosure</b>	3 - $\infty$ ft3 Vented
<b>Recommended Amplifier</b>	BLACKDEATHM8K-V6

<b>Model</b>	BLACKDEATHC18HEX-V7
<b>Mounting Diameter</b>	16.8" (425mm)
<b>RMS Power</b>	5000 watts
<b>Peak Power</b>	15,000 watts
<b>Minimum Input (RMS)</b>	2500 watts
<b>Frequency Response</b>	15Hz - 850Hz
<b>Impedance</b>	Dual 1 $\Omega$
<b>Recommended Enclosure</b>	3 - $\infty$ ft3 Vented
<b>Recommended Amplifier</b>	BLACKDEATHM8K-V6

## UK Technical Enquiries

Call 09067031420

Calls cost 50p per minute. Call costs correct 01/02/12

Hours of business 9.00am - 5.30pm GMT Monday - Friday.

All calls are recorded for training purposes.

MIDBASS Distribution

PO Box 11000

B75 7WG



## International Technical Enquiries

For international technical support please contact the distribution agent for your country.

Please visit [www.vibeaudio.co.uk](http://www.vibeaudio.co.uk) for more details





## blackDeath

Designed and engineered in England



[www.vibeaudio.co.uk](http://www.vibeaudio.co.uk)



[www.youtube.com/vibeaudio](http://www.youtube.com/vibeaudio)



[www.facebook.com/vibeaudio](http://www.facebook.com/vibeaudio)



[www.twitter.com/vibecaraudio](http://www.twitter.com/vibecaraudio)

